



## OSC U Series

Direct-Coupled Screw Compressor Series

## OSC D Series

Direct-Coupled Frequency Inverter Screw Compressor Series

**ozen**<sup>®</sup>

**KOMPRESÖR**

EXCLUSIVELY COMPRESSED AIR SOLUTIONS

# THE DETAILS THAT DELIVER THE RIGHT RESULTS...

## EXPERIENCE

Ozen Kompresor, with its industry experience of half-a-century and its large portfolio of compressed air products, provides, reliable, efficient and smart solutions.

## TRUST

Ozen's dedication to customer satisfaction has helped the company to build lasting relationships of trust and loyalty with its customers.

## DURABLE & EFFICIENT

All of the compressed air equipment in Ozen's portfolio have proven their durability under the toughest conditions. They provide high-quality, high-efficiency air.

## QUALITY

Manufacturing consistently high-quality products is one of Ozen's fundamental tenets. To that end, Ozen continuously enhances its quality policies.



# ozen®

## KOMPRESÖR

### TECHNOLOGY

Ozen Kompresor is innovative. It always uses up-to-date technologies in compliance with world-standards.

### R & D

With its creative team and modern infrastructure, Ozen is capable of developing its own technology through collaborations with several universities.

### STRONG SERVICE NETWORK

Ozen Kompresor believes in maintainability. Its customers can enjoy uninterrupted manufacturing thanks to its accessible, fast and reliable service network.

### COMPETITIVE

Ozen Kompresor acts in favor of its customers. Providing them with leverage is one of Ozen's strong suits.

### RESPECT FOR THE ENVIRONMENT

Striving for a sustainable future, Ozen Kompresor selects for environmentally friendly practices and takes all necessary precautions while structuring its work processes.

OSC U - Direct-Coupled Screw Compressor Series  
OSC D - Direct-Coupled Frequency Inverter Screw Compressor Series

OSC U (30-355 kW) ■ OSC D (18,5-315 kW)

*With their unrivalled features, the compressors in this series provide reliable and high-quality air flow for industries that require constant production, such as textile, automotive, home appliance, packaging and mining industries. They work with superior performance especially under tough conditions, and they are durable and long-lasting. Thanks to the frequency inverter and the direct connection of the screw block with the electric motor, up to 35% energy savings can be achieved.*

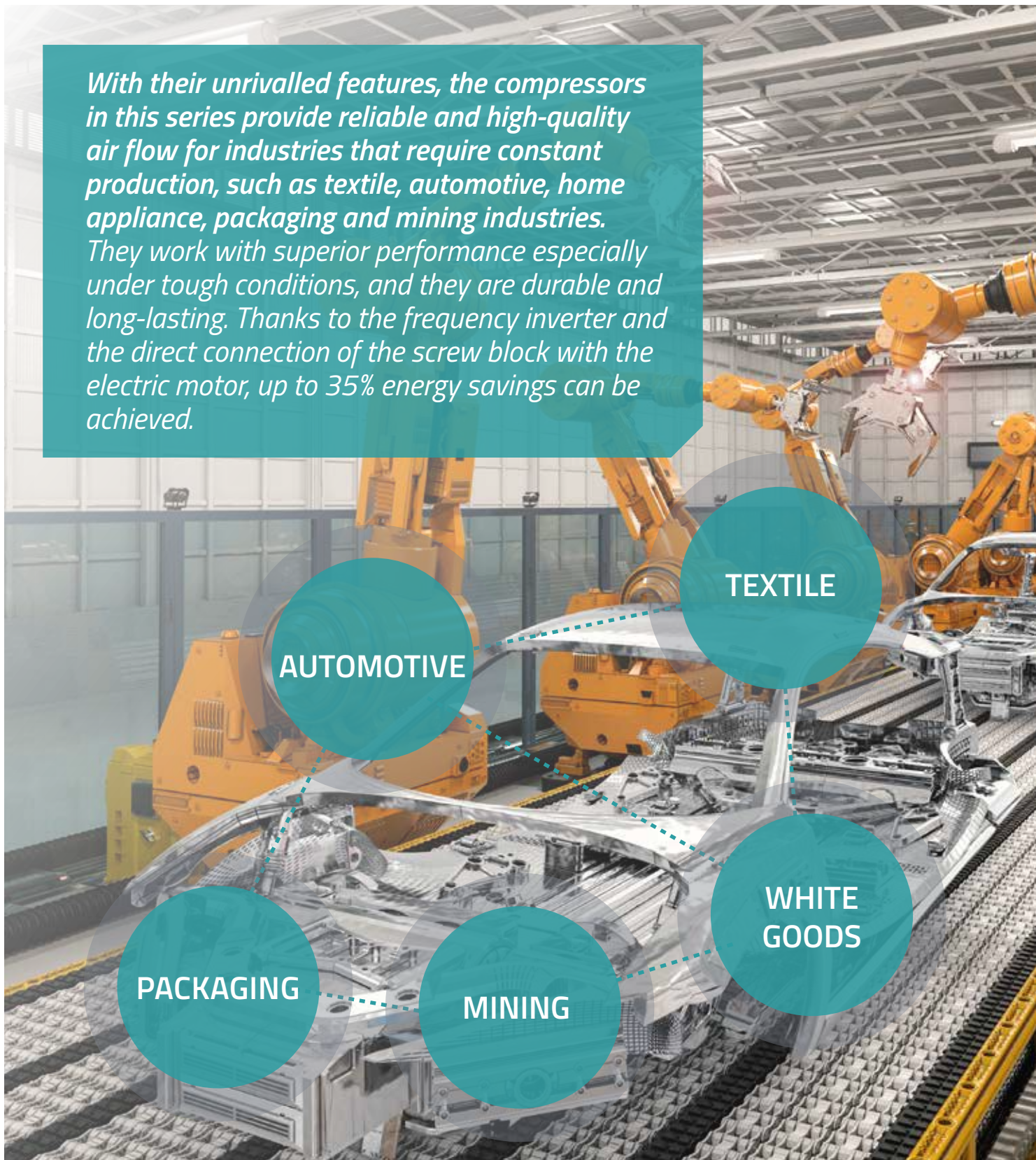
AUTOMOTIVE


TEXTILE

PACKAGING

MINING

WHITE  
GOODS





## Quality Equipment

- Product durability is improved with reinforced body design.
- Ozen Kompresor uses components that are compatible with world standards.
- High performance and durability provide peace of mind.
- It is easy to find the products with the desired specifications.
- Access to after-sales services is effortless.



**OSC U - Direct-Coupled Screw Compressor Series**  
**OSC D - Direct-Coupled Frequency Inverter Screw Compressor Series**

OSC U (30-355 kW) ■ OSC D (18,5-315 kW)



**Air-end**  
High-efficient and high-quality elements

1

**Premium Efficient Motor**  
Provides superior efficiency and performance thanks to its unrivalled motor.

2



**Ozen Drive - 1:1 Coupling**

- Improves compressor efficiency by the motor power transmission to the screw block with 1:1 ratio.
- Saves energy by eliminating losses due to friction.

3



**Vertical Oil Separator Design**

- ASME/CE approved tank
- Minimum pressure drop
  - Oil level control
- Immersion separator

4



5

#### Ease of Service

- The strategic positioning of product components provides ease of maintenance.
- With easily available spare parts, maintenance is no longer an issue.

6



#### "RCD" – Radial Cooling Design

- Guaranteed cooling performance with large size radiator pack.
- Strong, compact design provides durability that is tested and proven under tough work conditions.
- Enables your compressor to keep working with high efficiency under various conditions.
- Radial fan ensures quiet operation and high cooling performance.
- Axial Cooling System is used in models in which are lower than 55 kW.

7

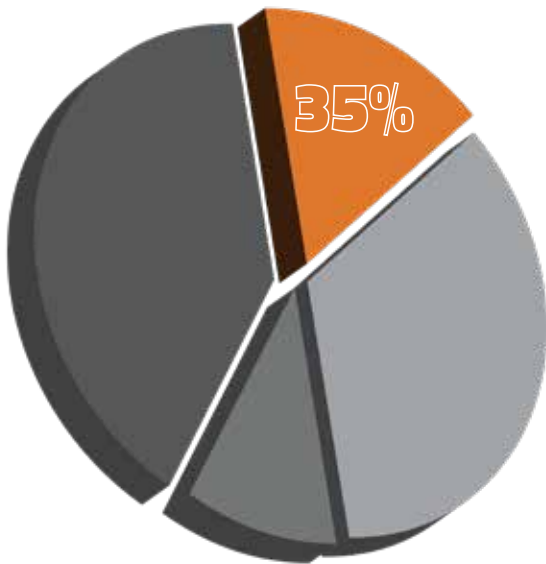


#### Maestro

- User-friendly control panel indicators facilitate the assessment of the equipment as well as the planning of maintenance.
- Up to four compressors can be managed from a single control point, providing ease of use and energy savings.
- Support for 10 languages including Arabic
- Equal aging option is available

2





**Ozen Energy Optimisation  
on Average up to 35%**

- Energy Cost Saving VFD
- Energy Cost
- Investment
- Maintenance

## Variable Frequency Drive (VFD)

In manufacturing facilities, the need for air tends to fluctuate throughout the day for various reasons. Standard compressors continuously work in load/unload mode in order to satisfy changing air demands. A screw compressor working in unload mode spends about 30-35% of the installed motor power and wastes energy even though it does not produce any air.

In OSC D series compressors, the built-in frequency inverter adjusts the motor speed according to the actual air need of the facility. Achieving energy savings of up to 35%, these compressors help reduce operating costs.

## Energy savings even during low-capacity utilization

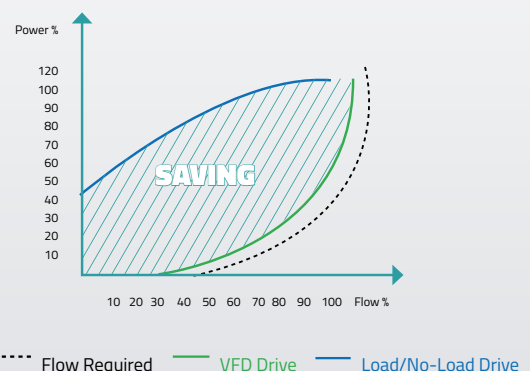
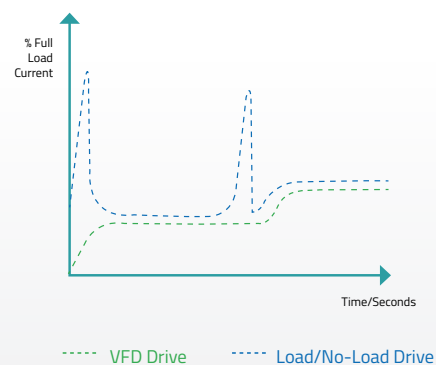
Since OSC D series screw compressors with frequency inverter adjust the motor speed according to the actual air need of the facility, high energy use during low-capacity utilization is avoided.

## The advantage of constant pressure

As the actual air demand is continuously monitored, the air production is steady and pressure is constant in the compressed air-pipe line at all times. Energy loss due to load/unload work modes is avoided. These compressors can respond to different pressure needs with simple settings on the control panel, without changing anything in the compressor itself.

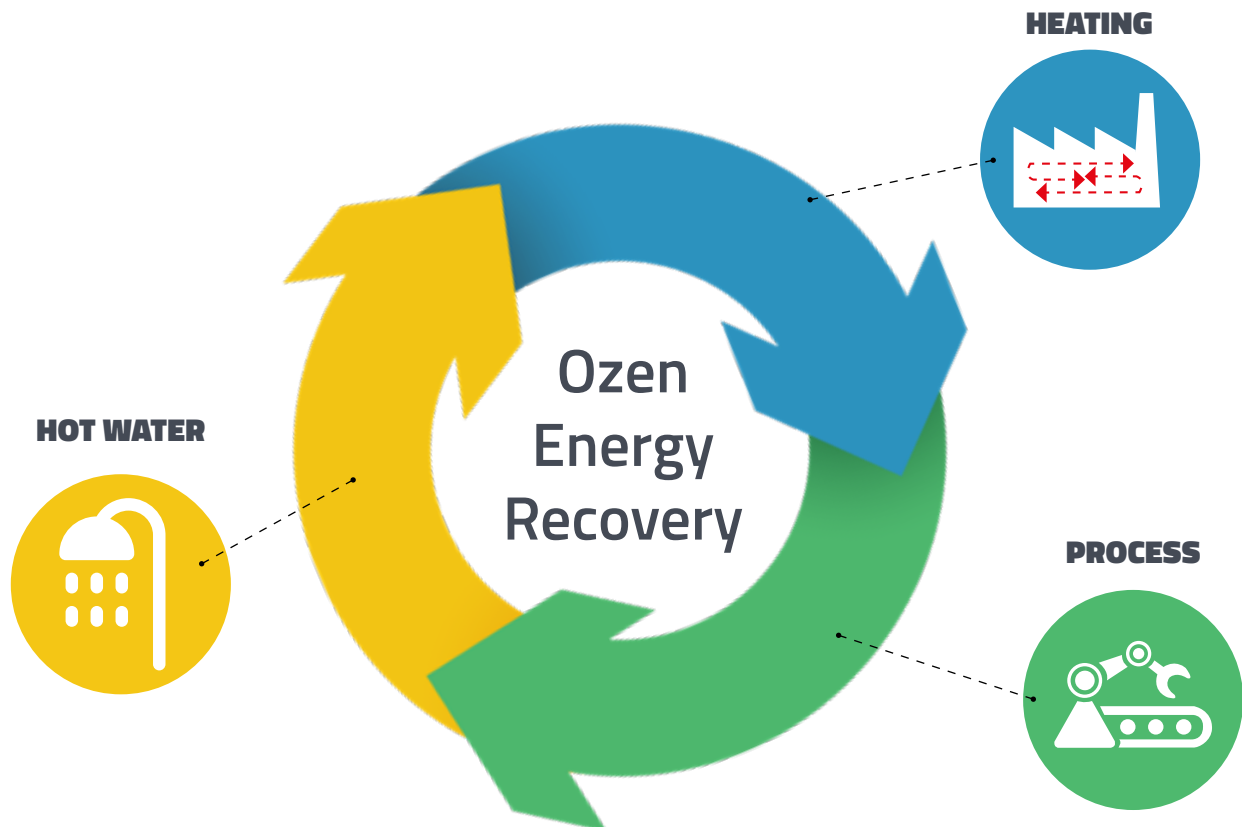
## Smooth initial start-up

Because motor speed is controlled by the frequency inverter, the initial start-up is significantly simpler and smoother than a wye-delta, direct connected compressors.





## Reduces operating costs by recovering waste heat...



### Advantages

- > Does not have any impact on compressor maintenance.
- > Return of investment is 1 year.
- > Reduces gas etc. consumption for heating and hot water.
- > Selecting for heat recovery not only lowers energy costs but also contributes greatly to the protection of the environment.

Improving energy efficiency is essential for the industry. Rising energy prices and growing environmental awareness increase the importance of waste heat recovery. 94% of the energy consumed by a compressor is converted into heat. This heat is released back into the atmosphere through the cooling system and by radiation. Not being able to make use of this waste heat has a negative effect on operating costs.

Ozen Energy Recovery solution makes it possible to use the waste heat generated by your compressor within the facility. The integrated heat exchanger recovers the heat, which can, then, be used for heating the factory and storage areas, as well as for hot water. This rather easy-to-implement system increases energy efficiency and provides operating cost savings.

# OSC U - Direct-Coupled Screw Compressor Series

## OSC U (30-355 kW)

MODEL	Working Pressure Bar	Capacity (FAD) m <sup>3</sup> /min.	Motor Power		dB(A)	Weight (kg)	Connection Diameter	Dimensions (mm)		
			kW	HP				Width	Length	Height
OSC 30 U	7.5	5.35	30	40	70	730	1 "	900	1600	1400
	10	3.75								
	13	3.71								
OSC 37 U	7.5	6.60	37	50	70	760	1 1/4 "	1150	1500	1610
	10	5.30								
	13	4.04								
OSC 45 U	7.5	7.44	45	60	73	1000	1 1/2 "	1150	1500	1610
	10	6.48								
	13	5.23								
OSC 55 U	7.5	9.17	55	75	74	1050	1 1/2 "	1450	1600	1750
	10	7.36								
	13	7.25								
OSC 75 U	7.5	13.67	75	100	74	1750	2 "	1650	2000	1900
	10	10.81								
	13	8.80								
OSC 90 U	7.5	15.58	90	125	75	2375	2 "	1650	2000	1900
	10	13.42								
	13	10.66								
OSC 110 U	7.5	19.99	110	150	76	2650	2 "	1600	3200	1855
	10	15.30								
	13	12.74								
OSC 132 U	7.5	21.83	132	180	76	3460	3 "	1600	3200	1855
	10	19.62								
	13	17.53								
OSC 160 U	7.5	28.02	160	220	77	3850	3 "	1950	3500	2055
	10	23.03								
	13	18.70								
OSC 200 U	7.5	36.31	200	270	78	4420	4 "	2150	3700	2350
	10	31.03								
	13	21.99								
OSC 250 U	7.5	43.08	250	340	78	5750	4 "	2150	3700	2350
	10	36.16								
	13	30.70								
OSC 315 U	7.5	53.46	315	430	78	6000	4 "	2150	3900	2350
	10	46.04								
	13	39.37								
OSC 355 U	7.5	57.31	355	480	79	6250	4 "	2150	3900	2350
	10	52.95								
	13	45.34								

- Compressor performance is measured according to ISO 1217: 2009 Annex C with reference to 1 bar inlet pressure and 20 °C ambient temperature. to 1 bar inlet pressure and 20 ° C ambient temperature.

- U: Direct-Coupled, D: Direct-Coupled Frequency Inverter.

# OSC D - Direct-Coupled Frequency Inverter Screw Compressor Series



## OSC D (18,5-315 kW)

MODEL	Working Pressure	Capacity (FAD) m3/min.	Motor Power		dB(A)	Weight (kg)	Connection Diameter	Dimensions (mm)		
	Bar		kW	HP				Width	Length	Height
OSC 18 D	7.5	3.27	18.5	25	71	470	3/4 "	900	1600	1410
	10	2.85								
	13	2.43								
OSC 22 D	7.5	3.82	22	30	71	500	3/4 "	900	1600	1410
	10	3.36								
	13	2.89								
OSC 30 D	7.5	5.04	30	40	71	700	1 "	900	1600	1410
	10	4.47								
	13	3.89								
OSC 37 D	7.5	6.42	37	50	71	840	1 1/4 "	1150	1500	1610
	10	5.58								
	13	4.77								
OSC 45 D	7.5	7.62	45	60	72	920	1 1/2 "	1150	1500	1610
	10	6.7								
	13	5.79								
OSC 55 D	7.5	10.18	55	75	74	1450	1 1/2 "	1450	1600	1750
	10	8.86								
	13	7.53								
OSC 75 D	7.5	13.29	75	100	75	2120	2 "	1650	2000	1900
	10	11.74								
	13	10.17								
OSC 90 D	7.5	16.94	90	125	75	2350	2 "	1650	2000	1900
	10	14.69								
	13	12.51								
OSC 110 D	7.5	20.29	110	150	76	2740	2 "	1600	3200	1855
	10	17.76								
	13	15.28								
OSC 132 D	7.5	23.86	132	180	77	3250	3 "	1600	3200	1855
	10	21.07								
	13	18.28								
OSC 160 D	7.5	30.23	160	220	77	3980	3 "	1950	3500	2055
	10	26.11								
	13	21.62								
OSC 200 D	7.5	41.02	200	270	78	5310	4 "	2150	3700	2350
	10	34.22								
	13	28.37								
OSC 250 D	7.5	50.21	250	340	78	6250	4 "	2150	3700	2350
	10	42.1								
	13	35.69								
OSC 315 D	7.5	55.25	315	430	79	6550	4 "	2150	3900	2350
	10	46.42								
	13	39.75								

- Compressor performance is measured according to ISO 1217: 2009 Annex C with reference to 1 bar inlet pressure and 20 °C ambient temperature.

- U: Direct-Coupled, D: Direct-Coupled with VFD control.

Konya Organize Sanayi Bölgesi, Büyük Kayacık Mah.  
20. Sk. No: 4, 42300 Konya / TURKEY

**T:** +90 332 345 42 45

**F:** +90 332 345 42 48

**E:** info@ozenkompresor.com.tr ▪ sales@ozenkompresor.com.tr

[www.ozenkompresor.com.tr](http://www.ozenkompresor.com.tr)

**ozen**<sup>®</sup>  
**K O M P R E S Ö R**