


DH SERIES

DUMP VALVES



OPENING SIZE

150 / 200 / 250 / 300 / 350

ACTUATION

*GRAVITY : -
MOTORISED : M
PNEUMATIC : P

CYCLES / MIN

10 / 7 / 6 / 5*

* DEFAULT WITH 'M' SELECTION

PURGE SEALING

*ANVAL STANDARD : -
GREASE PURGE : G
AIR PURGE : A

DH

300

M


10

-

BASIC DESIGNATION

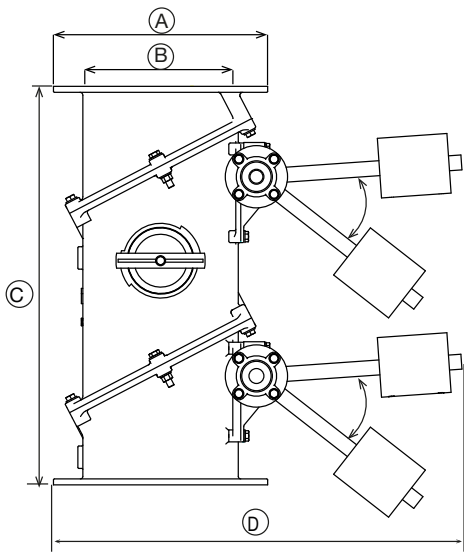
EXTENDED DESIGNATION

*DEFAULT

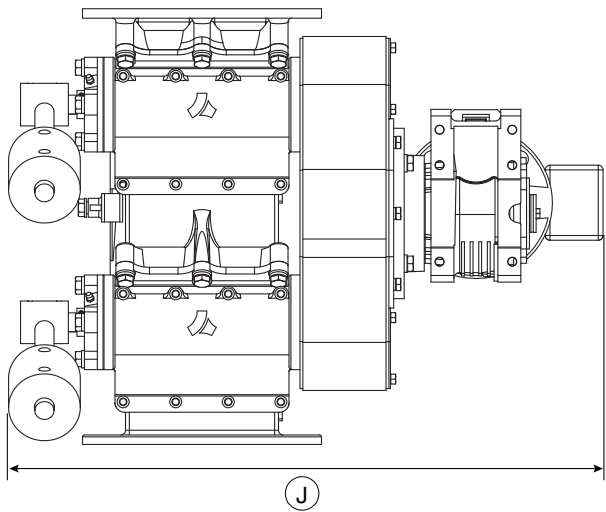


DUMP VALVE > DIMENSIONS

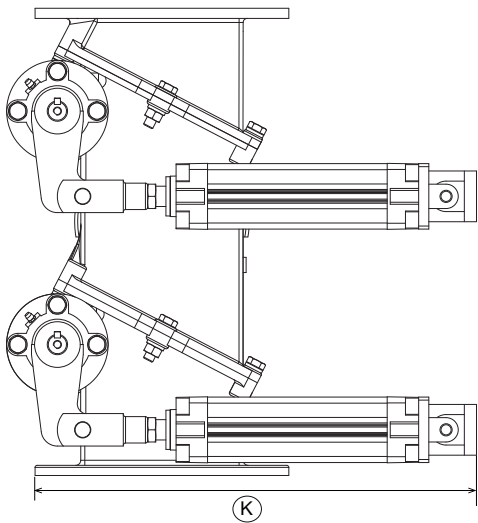
DH



GRAVITY



MOTORISED



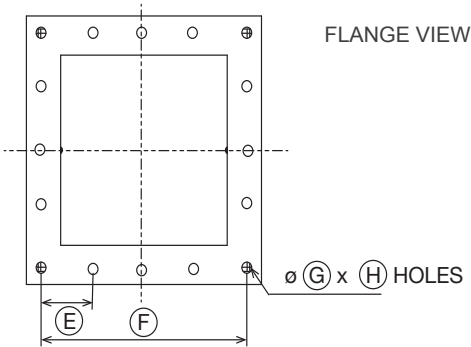
PNEUMATIC

LEGENDS	DH150	DH200	DH250	DH300	DH350
A	250	300	360	430	480
B	150	200	250	300	350
C	460	570	710	800	930
D	500	570	665	820	870
E	70	85	105	94	106
F	210	255	315	376	424
G	12	14	14	15	15
H	12	12	12	16	16
J	622	687	753	849	919
K	435	413	416	484	515
NET WEIGHT	75	99	144	206	256
GROSS WEIGHT	85	115	160	225	280

ALL DIMENSIONS IN MM, WEIGHT IN KGS.

TYPE	DH150	DH200	DH250	DH300	DH350
GRAVITY	320 x 500 x 460	394 x 570 x 570	470 x 665 x 710	565 x 820 x 800	820 x 870 x 930
PNEUMATIC	350 x 460 x 460	387 x 447 x 570	454 x 456 x 710	561 x 523 x 800	619 x 555 x 930
MOTORISED	622 x 640 x 460	687 x 658 x 570	753 x 672 x 710	849 x 802 x 800	919 x 852 x 930

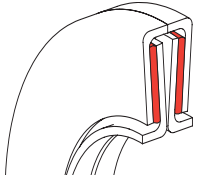
ALL DIMENSIONS IN MM, INDICATES LENGTH X BREADTH X HEIGHT OF THE VALVE.



FLANGE VIEW

SHAFT SEALING

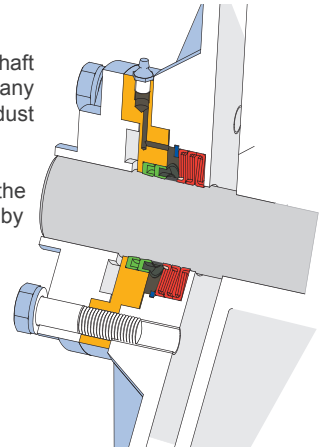
DH



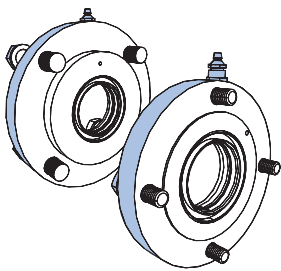
We are using Labyrinth Seal, which is a mechanical seal that fits around the axle or shaft to prevent the leakage of any particles. Generally, Labyrinth Seal is composed of many threads or grooves that are tightly fit inside the casing, thus making difficult for the dust to pass through a long and difficult path.

Labyrinth Seals on rotating shafts provide non contact sealing action by controlling the passage of particles through a variety of chambers by centrifugal motion, as well as by the formation of controlled material vortices.

'Double Labyrinth Seals' are filled with flock pads, and greased on each side of the valve. These are standard with all DH Series valves.



TYPICAL PURGE SEALING ARRANGEMENT



PURGE SEALING

Grease Purge - For extreme duty, valves can be fitted with a grease purge unit over the labyrinth seal. By creating a grease filled cavity between the seals, it prevents the escape of any dust particles or gases.

Air Purge - When grease cannot be used, air or other gases can be used to purge the seal so all dust particles or product gases are flushed back into the product stream.

CONSTRUCTION / TECHNICAL SPECIFICATIONS

DH

OPENING SIZE	: 150, 200, 250, 300, 350 mm	FLAP TYPE	: Single / Double
FLAP OPENING	: Square	FLAP MATERIAL	: Cast Iron
ACTUATORS	: Gravity / Motorised(M) / Pneumatic (P)	TEMPERATURE	: Build to eminent temperature
SEALS	: Labyrinth Seals	SHAFT	: CS1030
BODY	: Cast Iron	SURFACE TREATMENT <150°C (ANVAL STANDARD)	: 50µm Grey Primer 50µm Paracryl IFC (B53 Dk. Grey Blue w/ Y14 Golden Yellow for guards.)
SPECIAL SEALS	: Grease Purge / Air Purge	SURFACE TREATMENT (HIGH TEMPERATURE > 150°C)	: 75µm ES600 Zinc Silicate Primer 40µm Heatkote Aluminium
CYLINDER TYPE	: Double Acting Cylinder		
GEARBOX & MOTOR (FOR MOTORISED)	: Worm Drive / Direct Mounted		

NOTE: SPECIAL CONSTRUCTIONS ARE AVAILABLE.



ATEX VERSION IS ALSO AVAILABLE.

APPLICATION

DH

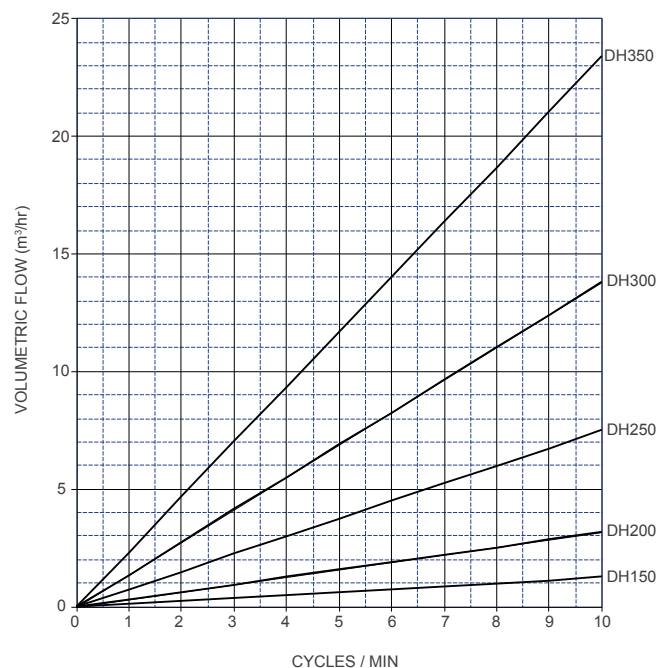
The Anval DH Series Dump valve range is designed in a highly effective manner emphasizing on total sealing, cyclic discharge, with long life and minimal maintenance. These valves are best suited for the following applications.

- Dust Collectors
- Hoppers
- Bag Houses
- Conveyers
- Electrostatic Precipitators handling fly ash, cement, sand, limestone, sawdust.

MODEL SELECTION CHART

DH

Cycles Vs Throughput

**PRODUCT FEATURES**

DH



GRAVITY DUMP VALVE



PNEUMATIC DUMP VALVE



MOTORISED DUMP VALVE

- WIDER RANGE OF OPTIONS - SINGLE / DOUBLE DUMP, GRAVITY / MOTORIZED / PNEUMATIC
- HEAVY DUTY CAST IRON CONSTRUCTION
- MINIMAL MAINTENANCE
- COMPACT AND ROBUST DESIGN
- HIGH QUALITY AIR-LOCK
- CUSTOM BUILT TO SUIT SPECIFIC REQUIREMENTS